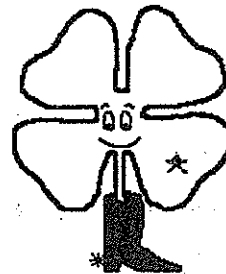
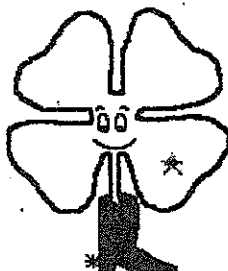



# My Arizona 4-H Participation Summary

## Cloverkids 5-8 year olds



Name \_\_\_\_\_ Birthdate \_\_\_\_\_  
Address \_\_\_\_\_  
Parents/Guardian \_\_\_\_\_  
Club \_\_\_\_\_ County \_\_\_\_\_  
Leader's Name \_\_\_\_\_ Years in 4-H \_\_\_\_\_  
including this year!

☼☼☼☼ YEAR \_\_\_\_\_ ☼☼☼☼

☺ Projects for this Year:  
\_\_\_\_\_  
\_\_\_\_\_  
\_\_\_\_\_  
\_\_\_\_\_  
\_\_\_\_\_

☺ I went to \_\_\_ club meetings.  
These were our special  
meetings:

\_\_\_\_\_  
\_\_\_\_\_  
\_\_\_\_\_

☺ I got to be on a committee for:

\_\_\_\_\_  
\_\_\_\_\_  
\_\_\_\_\_

☺ I like being a 4-H member because \_\_\_\_\_


<p>☺ I completed activity sheets about: _____</p> <p>_____</p> <p>_____</p> <p>_____</p>	<p>☺ I learned about _____</p> <p>_____</p> <p>_____</p> <p>_____</p>
--	---

☺ In my club, I got to \_\_\_\_\_

\_\_\_\_\_

\_\_\_\_\_

\_\_\_\_\_




☺ Things I did to help my leader:


\_\_\_\_\_

\_\_\_\_\_

\_\_\_\_\_



Did you...



Give a demonstration?  Yes  No

About what? \_\_\_\_\_ Where? \_\_\_\_\_

Exhibit something you made?  Yes  No

what? \_\_\_\_\_ where? \_\_\_\_\_

Things I did for my community:

---


---

---

---

---

Next year I want to learn about:



---

---


---

---


---

Here are some pictures of things I did:

★★WOW! You did a lot this year! Great Job!★★



# MY 4-H STORY



---

---

---

---

---

---

---


---

---

---

Sign your name here \_\_\_\_\_

Today's Date \_\_\_\_\_



## INSTRUCTIONS FOR YOUR HELPER

1. Fill out one Arizona 4-H Participation Summary each year for CloverKids. The 4-H year begins October 1 and ends in September. The following are recommended for your use, however, select the most appropriate level for the youth.

My Arizona 4-H Participation Summary	Ages 5-8
Arizona 4-H Project Record	Ages 9-19

2. For the younger children, have them complete as much as they can. They may not be able to complete very many sections but they can see the "big picture" of what is expected and complete some additional areas each year, as they become older and more capable.
3. For CloverKids, this report represents a summary of their total 4-H experiences in one or more project areas.
4. For each project youth can attach additional project activity sheets or workbooks that have been completed as evidence of project accomplishments.
5. Project pictures and drawings are illustrations of activities and accomplishments. Encourage youth to show growth and development through their picture story.

Issued in furtherance of Cooperative Extension work, acts of May 8 and June 30, 1914, in cooperation with the U.S. Department of Agriculture, James A. Christenson, Director, Cooperative Extension, College of Agriculture, The University of Arizona. The University of Arizona is an Equal Opportunity Employer authorized to provide research, educational information and other services only to individuals and institutions that function without regard to sex, religion, color, national origin, age, Vietnam Era Veteran's status, or disability.